


Getting your cat into shape



Supported by players of



Awarded funds from



Introduction

Just like people, pets need to eat the right diet and get enough exercise to stay fit and healthy. But as many of us know, it's not always easy!

In this handy guide, you'll find lots of information on feeding and exercise to help you keep your cat healthy and happy. And if your cat is carrying a few extra pounds, there's also advice on how you can help them lose weight and get back into shape.



Contents

4

How do I know
if my cat is a
healthy shape?

Exercise

12

6 Diet



How do I know if my cat is a healthy shape?

Why are we talking about shape?

A cat's shape is a better way to tell if they're carrying extra weight rather than relying on the scales alone. That's because the ideal weight is different for every type and breed – but a healthy shape is the same for all cats.

It's good to get into the habit of checking your cat's shape every few weeks, starting when they're a kitten. That way, you'll know what's normal for your cat – and they'll enjoy the extra attention!

How to check for a healthy shape

All you have to do is 'look and feel'. We've included some pictures to help you.

When you've finished, give your cat a big hug – and please remember to wash your hands!

Look

Look at your cat from the side, and from above. You should be able to see a waist; if not, your cat may be a bit overweight.

Feel

Run your hands over your cat's side. The skin should move freely over the ribs, which ought to be easy to feel.

Feel

Run your hands along your cat's back. You should be able to feel the spine and hipbones quite easily under the skin, but they shouldn't be sticking out.

Feel

Feel under your cat's tummy. It should go in, not bulge out.

Feel

Gently squeeze the base of your cat's tail where it joins the spine. There shouldn't be any build-up of fat.

Why is your cat's shape important?

- A cat with a healthy shape is more likely to enjoy a long and happy life.
- Overweight cats get old before their time, and you'll have less fun with them.
- Being overweight can lead to other problems, including arthritis, diabetes and heart disease.
- Operations are more risky for cats that are overweight.

Your vet or vet nurse can show you how to check your cat's shape.

BODY CONDITION SCORE


THE FIVE WELFARE NEEDS



1

VERY THIN


- Very little muscle
- Standing out ribs, backbone and hipbones
- No body fat



2

UNDERWEIGHT


- A little fat over hipbones
- Can see ribs and backbone
- Marked obvious tucked-in waist



3

IDEAL


- Smooth tucked-in waist
- Can feel ribs, backbone and hips but not prominent
- Abdominal fat pad just visible



4

OVERWEIGHT


- No waist
- Ribs, backbone and hips difficult to feel
- Enlarged abdominal fat pad



5

OBESE

- Round body
- Cannot feel ribs, backbone or hipbones
- Fat pad hanging under cat



Diet

Your cat needs the right food to stay healthy and happy. The type and amount depends on their breed, species, age, health and lifestyle. Your cat needs fresh water to drink at all times.

What should I feed my cat?

Cats must eat meat – they can't be vegetarians. This is because their bodies need certain proteins that are only found in meat. Without them, your cat could become very ill, and even go blind. Cats also need to eat animal fat to get vitamin A, which helps keep them healthy.

'Life-stage feeding' matches your cat's diet to what they need at different ages and stages of development. For example, kittens need different food from older cats, because their bodies are still growing. Many companies make food especially for kittens, juniors, adults and seniors.

Feeding your cat a complete commercial pet food is the easiest way to make sure they get all the nutrients they need.

- You'll find guidelines on how much to feed on the packet.
- You can check you're feeding the right amount by weighing the food out.

It sounds obvious, but pets that eat too much get fat! If you feed your cat a lot of treats as well as their normal food, most of the extra calories will turn into fat. Cats don't need treats to know you love them: playing and spending time with you are what they enjoy most of all.

How often should I feed my cat?

Cats prefer lots of small meals to one large one. They 'graze', eating between eight and 16 times a day! So, it's best just to leave food out for them, unless there's a chance it will go off, or be eaten by another cat.

It's a good idea to weigh out your cat's food at the start of the day. Most cats are very good at knowing how much they need to eat, but some are greedy! If your cat is eating too much and putting on weight, it may be better to feed them two meals a day, instead of leaving food out.

Should I give my cat milk to drink?

Our vets recommend that you don't give cats milk to drink. Cows' milk contains sugar that cats find hard to digest, which can cause tummy upsets.

What about food scraps?

Our vets advise owners not to feed leftovers, bits of meat and other scraps, because:

- Cats that are used to getting scraps may refuse to eat their normal food without them.
- It unbalances the cat's regular diet, and they often get overweight.
- Your cat may misbehave during your mealtimes, thinking they're going to get food, too!

What it means if your cat is overweight ...

For cats, being overweight can cause a whole host of health problems. These can include heart, liver and joint problems, breathing difficulties and diabetes; obese cats also find it harder to exercise, and cope with hot weather.

Cats put on weight simply by eating more food than they need. Luckily, in most cases, the answer is simple, too: it just takes time, and a bit of effort, to get them back into shape.

... and what you can do to help


Start by going to see your vet. They'll be able to tell if there's some other reason your cat is putting on weight (an underactive thyroid gland, for example). Many practices run a diet club for pets, which might also be useful.

You'll also need to weigh your cat, so you have a 'starting point' for their weight loss programme. This is quite easy: first, weigh yourself, then pick up the cat and weigh yourself again.

The difference between the two is the weight of the cat. If your cat is too small to get an accurate weight, your vet will be able to do this for you using special scales.

It's best for your cat to lose weight gradually: about 1% of their starting weight each week is a good target. If your cat is just slightly overweight, feeding a bit less, or changing to a lower-calorie food, may be all you need to do. Cats that are very fat or obese may need a special diet, as reducing their food too much may mean they don't get all the nutrients they need, and can also cause liver problems. Your vet can advise you about this.

Another top tip is to keep a food diary for a week, and take it with you when you go to see your vet. This can help you spot where your cat is getting the extra calories, and makes it easier to cut them out without a special diet.



As well as diet, exercise is very important in helping your cat to lose weight. Your vet can advise on the kinds of exercise, and how much your cat needs.



YOUR CAT'S FOOD DIARY

[illegible]

Helping your cat to lose weight may take time and effort, but it's worth it. Stick with the plan, and your cat can look forward to a longer, healthier and happier life.

[illegible]

Helping your cat to lose weight may take time and effort, but it's worth it. Stick with the plan, and your cat can look forward to a longer, healthier and happier life.

YOUR CAT’S FOOD DIARY

Day	Time	Why did you feed this food?	What you fed and how much

Helping your cat to lose weight may take time and effort, but it’s worth it.
Stick with the plan, and your cat can look forward to a longer, healthier and happier life.

Day	Time	Why did you feed this food?	What you fed and how much

Helping your cat to lose weight may take time and effort, but it’s worth it.
Stick with the plan, and your cat can look forward to a longer, healthier and happier life.

Exercise

Pets rely on us to keep them fit and healthy. Cats are designed to be active in short bursts, so playing with them is the best way to make sure they get enough exercise, especially if they live indoors.

It's also a great way to bond with them, and show them how much you love them!



Special cat toys and activities will help to keep your cat busy and interested in life.

This is important because cats that are bored tend to eat too much and get fat. Remember to keep your cat's toys clean, and throw them away if they get damaged.

Getting them a new toy every now and again is a perfect treat, and much better for them than extra food.



Most cats love playing games, especially with:

- Things they can hit. Cats enjoy batting at light things that move easily across the floor: a ball of paper is ideal. It's important not to give them anything they can chew up or swallow.
- Things they can chase. Wind-up toys, or a piece of string dragged across the floor, will turn even a couch potato into a hunter!
- Things they can climb into. Cats can have hours of fun with an empty box.
- Things they can scratch. Scratching keeps a cat's claws sharp, and tones their shoulder and back muscles. A scratching-post will meet this need – and should save your furniture!

Although it's tempting, it's not a good idea to use your hand or fingers as 'bait'. Your cat will think it's OK to scratch and bite you – and it's not, even as a game!

It's important not to make big or sudden changes to your cat's diet or exercise routine. If you have any questions or concerns, your vet will be happy to help.

PDSA is the UK's leading veterinary charity

In our 49 Pet Hospitals UK-wide, we have more than **420 vets** and **320 nursing staff**, who carry out **2.2 million treatments** on more than **430,000 sick and injured pets** each year.

We care for pets whose owners are in real need, and can't afford vets' fees: we also help and advise owners on everyday care for their pets.

Treating our pet patients costs us more than £87 million a year, with every penny coming from donations.

For more information on the charity and its work:

Email **info@pdsa.org.uk**

Phone **0300 3737 224**

pdsa.org.uk

PDSA Head Office

Whitechapel Way

Priorslee

Telford

Shropshire

TF2 9PQ



© The People's Dispensary for Sick Animals.
Registered charity nos. 208217 & SC037585

To find out if you qualify for PDSA-funded veterinary care, please call **0300 3737 223**.