



# Easter Activity Pack

Inside

**Puzzles**

**Quizzes**

**Easter themed activities**





# Easter Alphabet Challenge

Can you come up with an Easter themed word for each letter of the alphabet?


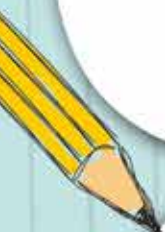

A \_\_\_\_\_ B \_\_\_\_\_ C \_\_\_\_\_  
 D \_\_\_\_\_ E \_\_\_\_\_ F \_\_\_\_\_  
 G \_\_\_\_\_ H \_\_\_\_\_ I \_\_\_\_\_ J \_\_\_\_\_  
 K \_\_\_\_\_ L \_\_\_\_\_ M \_\_\_\_\_ N \_\_\_\_\_  
 O \_\_\_\_\_ P \_\_\_\_\_ Q \_\_\_\_\_ R \_\_\_\_\_  
 S \_\_\_\_\_ T \_\_\_\_\_ U \_\_\_\_\_  
 V \_\_\_\_\_ W \_\_\_\_\_ X \_\_\_\_\_  
 Y \_\_\_\_\_ Z \_\_\_\_\_

**HAVE FUN**



## Symmetrical Eggs

The Easter bunny would like you to decorate these eggs symmetrically (eggsactly the same on both sides like a mirror).



**Easy as ABC!**



## How many chicks?

How many Easter chicks can you spot on these puzzle pages?



Count them up and write your answer here ...





# Spot the difference

Can you find 10 differences?



## Eggcellent Maths

Can you solve this 'eggs'tremely challenging 'eggs'ercise?

1. If  +  = 10 and  +  -  = 4

How much is each egg worth?

 = ?  = ?

2. If  +  = 12 and  +  +  = 15

How much is each egg worth?

 = ?  = ?

# GOOD LUCK!






# Animal Antics

## Easter Eggstravaganza



Nearly there!

41 	42 	43  Miss a go.	44 	45 
40 	39 Your pet is feeling poorly in the run-up to Easter and has to visit the PDSA Pet Hospital; wait until they feel better and miss a go.	38 	37 	36 
21 Max has found your stash of Easter eggs and has eaten them! Move back down to square 19.  	22 	23  Move forward 2 spaces	24  Benjie the dog has been given a quiet spot to hide in during noisy family gatherings at Easter and feels safe, move up to square 44.	25 
20 	19 	18 	17 	16 
Start 	1  Rocky and Ringo the rabbits are tucked up cosy in bed out of the cold wet weather and you have remembered to put a blanket over their cage, move up to square 27	2 	3 	4 
5 	6 	7 	8 	9 



# a Game!

You will need ...

A Dice

To cut out Boo, Len, Lucy and Clucky but be careful, you may need a grown up to help you!

## How to play ...

Use **Boo**, **Len**, **Lucy** and **Clucky** to guide your way through the **Easter Trail** of pet mayhem. Throw your dice and move your counter along the grid, land on a Easter flower and shoot your way further up the board, but land on a road sign and you will tumble your way back down to the bottom! **The first to make it to the Golden Egg at the top of the board is the winner.**



46 Not far now ...	47 Move forward 2 spaces	48 Larry can't find his mummy, go back to square 29.	49 <b>Finish!</b>
35 Penelope is lonely, miss a go.	34	33 You have won the Easter Egg Hunt! Move up to square 33.	32 You have forgotten to check Greg and Graham the guinea pigs' water bottle outside and it is empty, move down to square 11.
26	27	28	29
15 You have remembered to feed the wild birds during nesting season, move up to square 47.	14 You left a half eaten Easter egg on the table and now you're worried that your dog has eaten it, move down to square 8.	13	12 Dingo the dog has been given enough toys and treats to occupy him while all the Easter chocolate goodies are being eaten, to keep him out of mischief, move up to square 38.
6 Move forward 2 spaces	7 Miss a go.	8	9 Keep going ...
10	11	12	13

5



# Puzzled Pets

## What am I?

Read the clues to work out which animal is being described, then fill in your answer under their photo!

- I own some humans and allow them to live in the house with me
- My humans need looking after so I bring them mice to make sure they've got food
- I could never be vegetarian or vegan as I need meat to stay healthy
- I'm a great athlete as I can jump really high and run really fast
- I love to sleep!




- I'm known as man's best friend and I love everyone – from human friends to furry friends
- It's the law that I have a tiny microchip in my neck that tells the vets and nurses where I live
- I don't like being left on my own for more than 4 hours
- My nose is unique (not like anyone else's) – just like your fingerprints
- I can be taught to do tricks which helps my brain stay active

- I love playing, hopping and digging with my bff
- I'm known for loving carrots but eating too many of these is bad for my health
- My teeth never stop growing so I have to eat lots of hay and grass to keep them short
- I eat my body weight in hay everyday
- I need lots of space with my friends – but I don't like guinea pig friends!



# Hot Cross Bunnies

One word doesn't fit into the grid, can you work out which one?



- ☐ Burrow
- ☐ Company
- ☐ Grass
- ☐ Hay
- ☐ Hop
- ☐ Hutch
- ☐ Rabbit

## Easter Boggle

How many 3 letter words can you find in the grid below? (we found 14 words). You get 1 point for each word and a bonus point for any Easter-themed words. Remember, the letters must be next to each other.

B	U	G	E
T	A	G	A
O	R	A	T
D	N	E	O

What stories does the Easter Bunny love to hear?

Any story that has a 'hoppy' ending!





# Make an Easter Wreath

who says wreaths are just for Christmas? Brighten up your door with an

Try and use as much recycled materials as possible from around the house and garden - with a grown ups permission of course!

## STEP

### 1

#### Decorate your eggs

We tried a few different methods for decorating the eggs. We found stick-on gemstones that are in rows rather than individual gems. This was a massive time saver and the eggs looked great. Simply stick your gemstones to your egg in whatever pattern you want.


Make an expensive looking egg by using individual Swarovski crystals but be warned - it takes a long time!

Or make your eggs sparkle by using sequins or glitter. We chose to use some pink sequins for ours. You can use PVA glue to add all of your sparkles, glitter and gems to create the ultimate Easter decorations!

Keep adding sequins until your egg is covered.  
**Quick tip:** try rolling the glue-covered egg in a pile of sequins.

Once you've finished your patterns, insert a piece of craft wire into the bottom of your egg.

Repeat with as many eggs as you wish to include on your wreath.



Gemstones



Sequins (or glitter)



Swarovski crystals

## STEP

### 2

#### wrap the flowers around the wreath

This step is really easy if your flowers are on a wire as you just keep wrapping them around the ring until they're all the way around. If you have individual flowers, ask an adult to attach them to the ring using a hot glue gun.



Add your flowers

## STEP

### 3


#### Add your eggs

Wrap the wire that you've already attached to your eggs around the ring. This will secure your eggs in place



Attach the eggs

Go to Page 11 and use our egg stencils to colour in and stick on your wreath





# Easter wreath.

Easter wreath.

## You will need:

- Polystyrene eggs – if you don't already have these at home go to Page 11. You can colour and cut out these eggs!
- Craft wire
- Scissors
- Ribbon – If you don't have ribbon why not try some paper or cut up an old t-shirt
- PVA Glue
- Flowers – Preferably on a wire like a flower headband. But you could use flowers from the garden
- Anything to decorate your eggs such as glitter, gems, sequins or paint
- A twig wreath – you can make this from wrapping twigs from the garden with string



Time for ribbon

STEP  
4

## Attach a ribbon

Wrap a piece of ribbon around your wreath and glue the ends together to make a loop. This will be used to hang your wreath on the door.

STEP  
5

## Make a bow

It wouldn't be complete without a bow. Take a piece of ribbon and fold it in so the two ends meet. Add a dot of glue to secure in place.

Get two more strips of ribbon and cut a triangle out of one end on both strips. Glue the straight ends to the back of the ribbon you've already glued.

Glue your bow to the ribbon loop you've already attached to your wreath like this:



Make a bow



Snip the ends

STEP  
6

## Hang it on the door

You're done and it's ready to be displayed! Remember, you can add as many eggs as you want and use any colour.

**Top tip:** Why not add some little Easter chicks for a bit of fun?



The finished wreath!



# MAKE

Have a go at making fabulous flower pots from recycled materials



## You'll need:

### Equipment:

- ☒ Yogurt pots/plastic milk containers (washed and dried)
- ☒ Scissors
- ☒ Glue
- ☒ White paper/ Non-toxic white acrylic paint
- ☒ Non-toxic coloured paints and brushes
- ☒ Coloured paper
- ☒ Black marker pen

Try making these amazing flower Pots ...



1

Cover the yogurt pots with three coats of white acrylic paint (after each coat allow to dry) or cover with white paper.



2

Then paint over the white canvas with your favourite colours, stamps etc.



3

You could also trace your patterns onto the coloured paper.

4

Cut out the shapes and stick on to the yogurt pots with glue.



5

Cut the milk container in half.



6

Using the bottom half, draw shapes of ears & cut out.

7

Paint the outside in your favourite colour.



8

Allow it to dry before painting a second coat.

9

Draw on the eyes, nose & mouth with your black marker to make a face.



Big thanks to Pet Protector, Kerstin Da Costa for her fab idea!





# Puzzled Pets

## Spring special



# HAPPY EASTER

## Hot cross bunnies

One word is missing from the wordsearch, can you work out which one?



Burrow  
Company  
Grass  
Hay  
Hop  
~~Hutch~~  
Rabbit

A T K Z X R Z C B Q A C O D E  
N D K P A R P O T O X O U Y Z  
C B V B I J W X S M X M X P L  
F N B Y K K M M K T Q P X B M  
S I P O A J Y P Y O O A D B E  
T S F Y T H D J M H H N Y G B  
Z Y A Z P F Y I X Q D Y P U D  
F V X R N D F O K H P A L Y H  
C X V G G V E Z H O U Z T C U  
I E M V B R J G O Y K V W A I  
A Z B K J P K L J I G C I C E  
H U T U H O Y C W W A Q I S G  
V F Q Y Q H L G I D G F K E P  
Z Z E X P Z Z A U E J J N U H  
N N T W T E X G D R S Z P M Z

The missing word is:

## Spot the difference

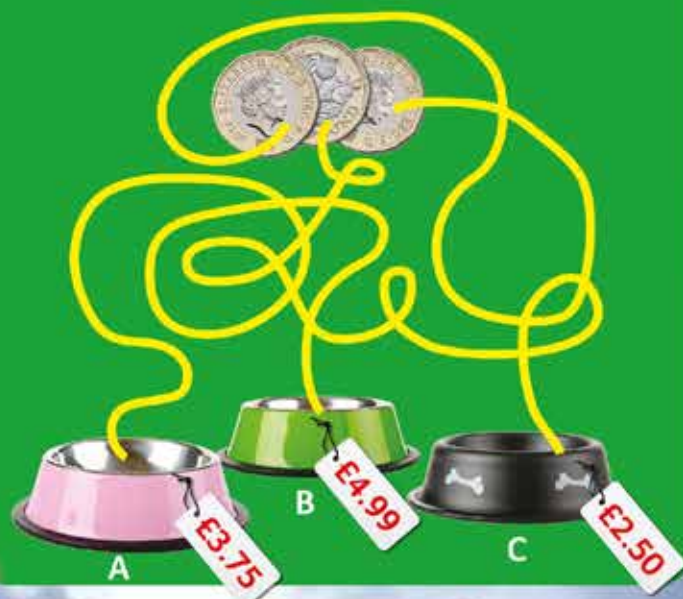
One of these cats is a lot happier than the other. Can you spot how many differences there are between the two images?



There are  differences.

## Saving for a rainy day

You want to buy your dog a fancy new bowl but you only have £3 pocket money. Can you find your way to the bowl you can afford to buy?



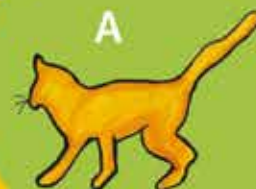
## Which cat?

Which of these cats:








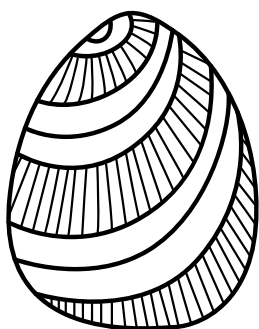


1. Has had too many treats?

2. Is in purrfect shape?

3. Is far too thin?









# Answer page

## Eggcelent Maths



= 4



= 6



= 9



= 3

## Spot the difference



10 differences


## Puzzled Pets

### ANSWERS


What am I?



DOG

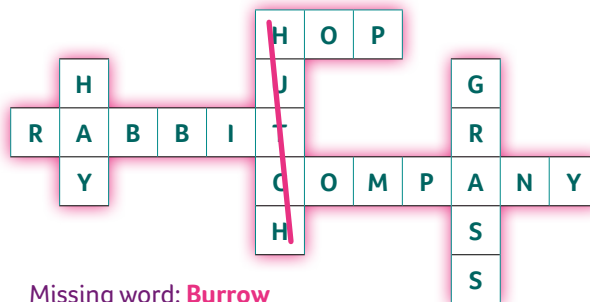


CAT



RABBIT

Hot Cross Bunnies:



Missing word: **Burrow**

Easter Boggle:

Aga  
Bug  
Dot  
Ear  
Eat

Egg (+1)  
End  
Rag  
Rat  
Rod

Rot  
Tag  
Tar  
Toe

Saving for a rainy day

Answer: C

Spot the difference



15 differences

Which of these Cats?

- a. Has had too many treats ..... B
- b. Is in purrfect shape ..... A
- c. Is far too thin ..... C